

Cinema and Home Entertainment in China



screen Digest

nielsen
.....

Cinema and Home Entertainment in China

Published January 2007 by
Screen Digest Limited

screendigest

Screen Digest Limited
Lymehouse Studios
30/31 Lyme Street
London NW1 0EE
telephone +44/20 7424 2820
fax +44/20 7424 2838
e-mail editorial@screendigest.com

Authors

Screen Digest
David Hancock, David Scott
Nielsen NRG
Steve Corbett

Editors

Screen Digest
David Hancock, Helen Davis Jayalath
Nielsen NRG
Henry Piney

Additional research

Screen Digest
Charlotte Jones
Nielsen NRG
Robert Lascombe, James Li

Layout and Cover Design

Tom Humberstone, Leander Vanderbijl



All rights reserved. No part of this publication may be reproduced, transmitted, or stored in a retrieval system, in any form or by any means without the prior written permission of the publisher, nor be otherwise circulated in any form of cover or binding other than that in which it is published and without a similar condition (including this condition) being imposed on the subsequent publisher.

Copyright © Screen Digest/ The Nielsen Company 2007

Printed by Screen Digest (A)

Table of contents

Table of contents	3		
Index of tables and charts	5		
Executive summary	7		
Cinema	7		
Home entertainment	8		
Consumer tastes	8		
Methodology	11		
Cinema	11		
Video	12		
Statistical methodology	12		
Hardware methodology	12		
Software methodology	12		
Exchange rate methodology	13		
NRG Background	13		
Sample composition	13		
Report Notes	13		
Introduction	15		
Territory overview	19		
Population	19		
Gender	19		
Age	19		
Urbanisation of China	19		
Geography	20		
23 provinces	20		
5 Autonomous regions	20		
4 Municipalities	20		
1 Special Autonomous Region	20		
Population centres	21		
Incomes	21		
China and World Trade Organisation entry	23		
Sources of data	24		
		The cinema class	25
		Urban population	25
		Consumer class	25
		Brands and affluence	25
		City populations	25
		Geography	25
		Mobile phone ownership	26
		DVD/VCD ownership	26
		The Cinema class in China	26
		Cinema exhibition in China	27
		From monolith to free market	27
		Admissions and box office	28
		Cinema screens	30
		Ticket prices	31
		Screen density and growth rates	32
		Copyright theft	32
		Leading exhibitors and international players	33
		Large format screens	38
		Theatrical distribution in China	41
		Distribution market structure	41
		Leading distributors	42
		Theatrical Releases	42
		Distributor market shares	42
		Films released	42
		Nationality	43
		Market shares	43
		Genre split	43
		Film marketing	43
		Digital cinema in China	45
		D-cinema screens	47
		D-cinema content	47

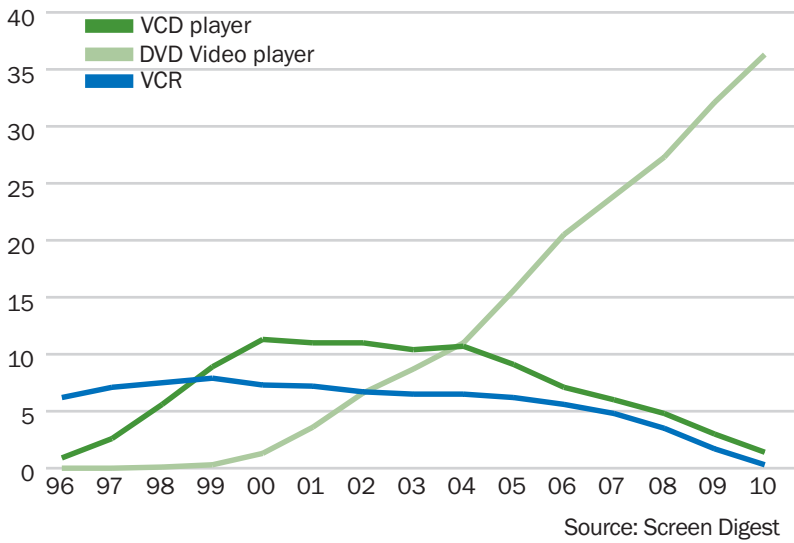
Projector manufacturers and resolution	48	Viewership of 'western' films	88
Servers	49	Overview: DVD-related behaviour	90
		DVD Ownership	90
Film production sector	51	DVD Rental	93
Moving away from the State	51	VCD Ownership	94
Film Production in China	51		
Film Studios	53	Appendix - timelines	99
Leading Domestic Producers	54	Cinema	99
China as a production centre	55	Digital Cinema	103
The US majors in China	55	VCD and DVD	106
Warner China Film	55		
Disney	55		
Sony	55		
Viacom	56		
Chinese films abroad	56		
DVD and other video formats in China	59		
The move to disc	59		
Royalties, rows and local formats	60		
Hardware penetration analysis	60		
Pricing	62		
Hardware pricing	62		
Software pricing	63		
Market growth in volume sales	64		
Analysis of rental sector	64		
Video distribution in China	69		
Distribution	69		
Leading distributors	70		
Copyright theft	71		
Anti-piracy initiatives	71		
Government Policy	73		
WTO entry	73		
Market Liberalisation	73		
Understanding the behaviour of the Chinese movie consumer	75		
Executive summary	77		
Attendance patterns	77		
Decision making process	77		
Motivations to attend	77		
Chinese vs. western films	78		
Most important factors in watching in cinema	78		
Preferred genres	78		
Future opportunities	78		
Cinemagoing behaviour	81		
Cinema attendance	81		
Decision making/motivation to attend cinema	82		
Preference for Chinese or 'western' films	82		
Most important factors to see film in the cinema	86		
Favourite genres	87		
Sources of information	88		

Index of tables and charts

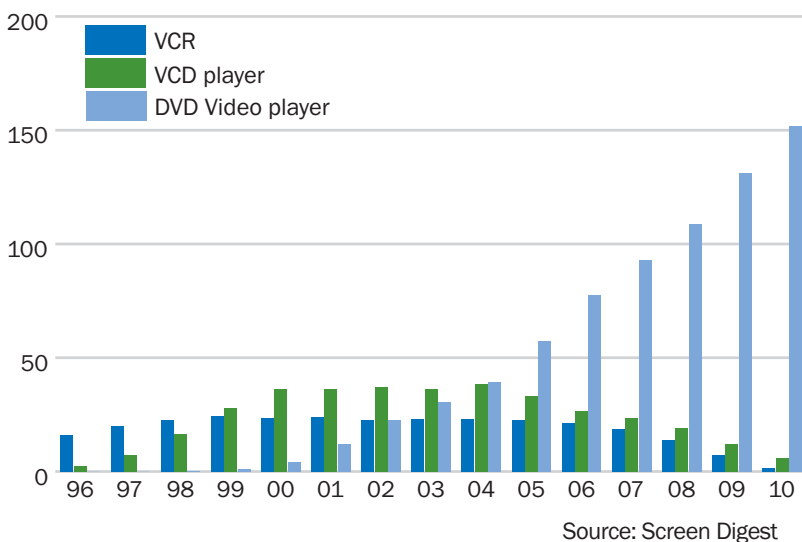
Executive summary	7	Growth in silver screens %	30
		Ticket prices	30
Methodology	11	Average ticket price bar chart	31
		Average ticket price growth rate %	31
Introduction	15	Screen density	32
China: Key cinema data	16	Top 10 cinemas	34
China: Key cinema data	17	China Film cinema circuits	34
China: Key cinema data	18	Warner China deals	35
China: Population growth	19	Exhibitors by screen	35
China: Population forecasts	19	Exhibitor market profiles 2006	36
		Warner Bros International theatres circuit in China	36
		IMAX	37
		Box office nations 2005 vs 2010	38
Territory overview	19	Theatrical distribution in China	41
China: Population growth	20	China: Leading theatrical distributors	42
China: Age breakdown by gender	20	China: Distributor market shares	43
China: Age breakdown by gender	20	China: Distributor market shares	43
China: Age and gender breakdown	21	Market share by origin	44
China: Population breakdown according to dwelling	21		
China: Population breakdown according to dwelling	22	Digital cinema in China	45
China: Cities with populations greater than 1,000,000	22	Number of d-cinema screens ranked by networked operator	45
China: Cities with populations greater than 1,000,000 (cont.)	23	Leading world cities by d-screens 2005	46
China: Cities with populations greater than 1,000,000 (cont.)	24	The development of d-screens in China	46
		The development of d-screens in China	47
		Digital releases in China 2000-2005	47
The cinema class	25	Digital versus all releases	48
Determining the cinema class in China	26	Digital releases by distributor	48
		Projector market shares in China	48
Cinema exhibition in China	27	Territory breakdown by projector manufacturer	48
Box office (in local currency)	28	Digital cinema servers installed by manufacturer	49
Box office development	28		
Box office growth rates	29		
Screens in China	29		
Screens in China	29		

Film production sector	51	Chinese vs. western films (%)	84
Film production in China	52	Reasons for preferring western movies (%)	84
Top 10 films of the year 2005	52	Reasons for preferring non-western movies (%)	85
Leading film production entities in China	53	Reasons for preferring non-western movies (%)	85
Highest-grossing Chinese films abroad	56	Cinemagoing frequency	86
DVD and other video formats in China	59	Summary of "very important" (%)	86
China: Hardware	61	Genre preference (%)	87
China: Hardware forecast	61	Genre preference (%)	87
China: Video hardware penetration of TV households	62	Information sources used (%)	88
China: Video hardware installed base by format	62	Sources used most often	89
International: DVD Video player/recorder penetration of TV households by country 1997-2005	62	Buy or rent DVDs (%)	90
International: DVD Video player/recorder installed base by country 1997-2005	63	Summary of "yes" (%)	90
China urban: Video hardware penetration of TV households	63	Ratio of western movies vs. "other" for DVD purchases (%)	90
China urban: Video hardware installed base by format	63	General DVD purchase locations (%)	91
China: Video hardware pricing 1996-2005	64	DVD Ownership breakdown (%)	91
China: Average consumer price of legitimate retail software by country of origin 2005	64	Premium & catalogue DVD purchases (%)	91
China: Average consumer price of pirated retail software by geographic region 2005	64	"Special features" influence on DVD purchases (%)	92
VCD video market (volume, value and average price)	65	Ratings of special feature options (%)	92
VCD video market forecast (volume, value and average price)	66	General DVD purchase locations (%)	92
DVD video market (volume, value and average price)	67	Mean number of DVD's rented in past 6 months	93
DVD video market forecast (volume, value and average price)	68	Special feature ratings (%)	93
China: Legitimate DVD sales by location 2005	69	No. of DVD's rented in past 6 months (%)	93
Video distribution in China	69	Average amount paid for DVD rental	94
China: Video distribution by studio	71	Mean amount paid for DVD rental	94
China: Estimated level of piracy	71	VCD Ownership	94
Understanding the behaviour of the Chinese movie consumer	75	Gender profile (%)	95
Executive summary	77	Age profile (%)	95
Paid cinema visits over the last 6 months (mean)	81	Parent profile (%)	95
Cinema-going frequency	81	Average amount paid for DVD rental (%)	95
Cinemagoing behaviour	81	No. of DVD rentals that are western/Hollywood (%)	95
Decision making for attendance timeframe (%)	82	Leisure hours during normal weekend days (%)	96
Decision making for attendance timeframe	82	Own in household (%)	96
Primary motivation to attend cinema (%)	83	Whether currently purchase movies on VCD (%)	96
Primary motivation to attend cinema	83	Marital status (%)	97
Chinese vs. western films (%)	84	Occupation (%)	97
		Leisure hours during normal weekdays (%)	97
		Appendix - timelines	99

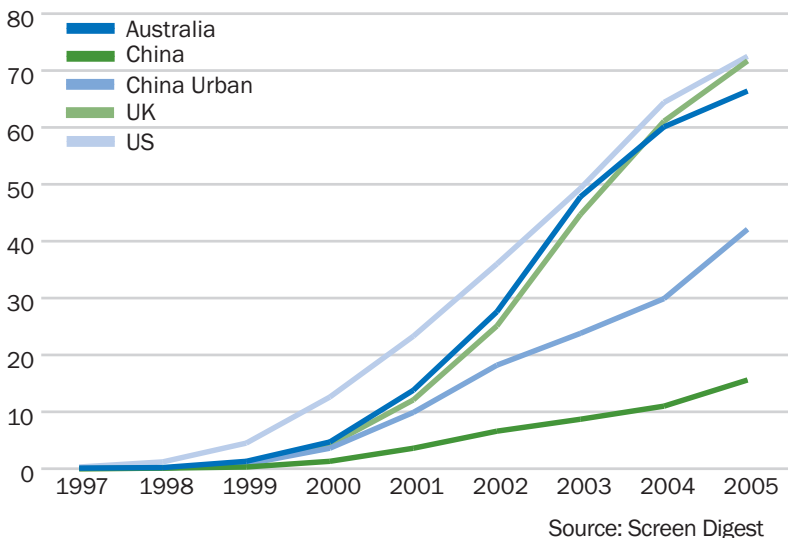
China: Video hardware penetration of TV households (%)



China: Video hardware installed base by format (m)



International: DVD Video player/recorder penetration of TV households by country 1997-2005 (%)



the number of DVD homes was 5.5m in Australia, 18.5m in the UK and 81m in the US over the same period. The number of urban households equipped with a DVD Video player in China is expected to continue rising to just over 143m in 2010, at which point Screen Digest expects the country to account for over a quarter of the world's DVD homes.

Pricing

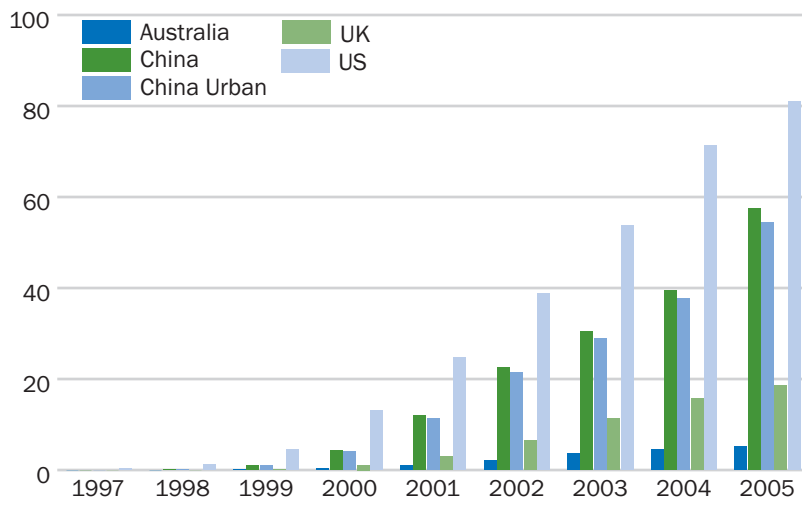
Hardware pricing

The Chinese video hardware market has long experienced intense pricing competition between local electronics manufacturers. In early 1998, concerns were raised about the potential over-supply of VCD players. The production of domestically manufactured players was believed to be up to four and a half times higher than demand. Manufacturers, desperate to increase market share, slashed prices, implemented aggressive marketing strategies and increased production. As a result, they reduced their own margins to almost nothing, triggered a price war and further increased the over-supply of VCD players to the market. To end the price war and curb the supply of VCD players an official minimum price 'floor' on VCD players was introduced. By early 2006, few VCD players were being sold in China's major cities. However, cheap VCD players were still being sold in the country's rural markets for around 200-300 yuan (\$25-\$38).

China's DVD Video player pricing has suffered a similar fate to its VCD counterpart. The first DVD Video players went on sale in December 1996 at a cost to consumers of between 6,000-7,000 yuan (\$749-\$875), approximately four times the price of a VCD player at the time. Initial high prices coupled with the success of the VCD format resulted in a slower than expected take-up of DVD. During 2002, an aggressive price war reduced Chinese DVD hardware prices to around 900 yuan (\$109). As a result of the intense price pressure along with blind investments, over-production, the increased cost of raw materials and a crackdown on intellectual property piracy, numerous DVD hardware manufacturers went out of business.

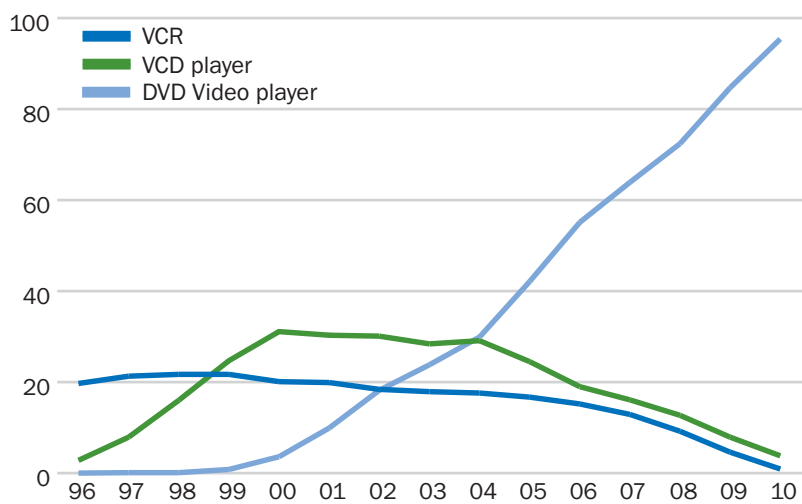
Average DVD Video player prices have continue to decline and profit margins on low-end models are minimal. By early 2006 DVD Video players were available for between 200-300 yuan (\$25-\$38) in large retail chains such as Carrefour and Wal-Mart. At the same time,

International: DVD Video player/recorder installed base by country 1997-2005 (m)



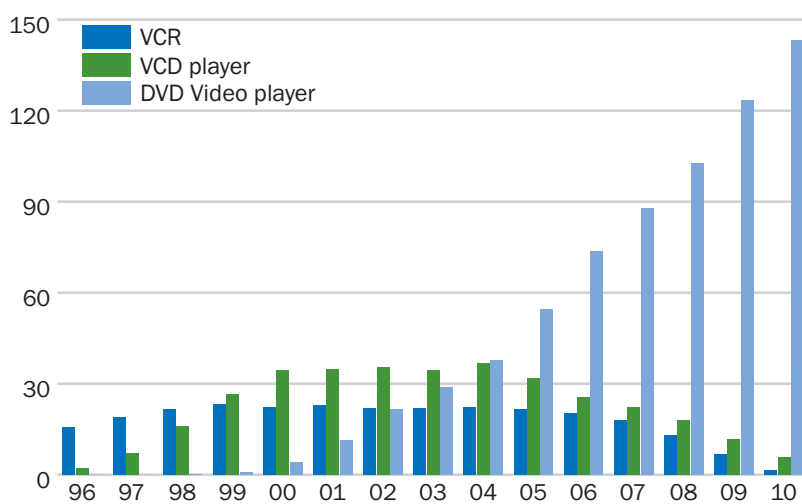
Source: Screen Digest

China urban: Video hardware penetration of TV households (%)



Source: Screen Digest

China urban: Video hardware installed base by format (m)



Source: Screen Digest

there was little difference between the price of locally-branded DVD hardware and foreign-branded players from manufacturers such as Panasonic, Philips and Sony.

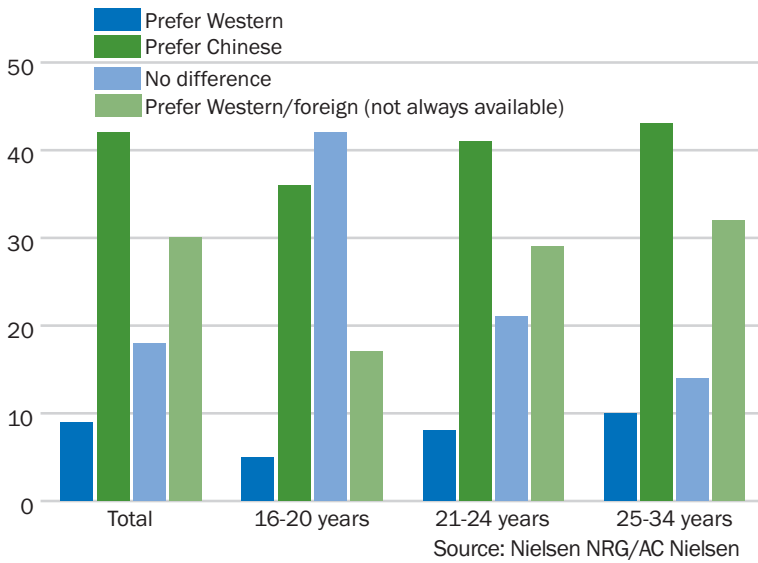
Software pricing

Cheap pirated discs have forced distributors to reduce legitimate prices in order to compete in the Chinese market. The average dealer price for a legitimate retail DVD fell almost 13 per cent to 10.50 yuan (\$1.27) in 2005. At consumer level, Chinese consumers paid 14.50 yuan (\$1.75), on average, to buy a legitimate retail DVD in 2005—just over 19 per cent less than they did in 2004. However, the consumer price of a legitimate retail DVD differs according to its country of origin. ‘Official’ retail DVDs from mainland China or neighbouring Hong Kong and Taiwan average between 7.00–10.00 Yuan (\$0.85-\$1.25) whilst prices for US Hollywood titles range from 22-36 Yuan (\$2.75-\$4.50).

Meanwhile, pirate DVD prices vary from market to market. Pirated discs are cheapest in the southern regions, in cities such as Guangzhou, and become progressively more expensive as one travels north to cities such as Beijing and Shanghai. The consumer price of a pirate DVD in China also varies by its storage capacity. A DVD5 disc—single sided, single layer disc—can store 4.7GBs of data whilst a DVD9 disc—single sided, double layer disc—holds 8.5GBs. The consumer price of a pirated DVD5 disc in the south of China was between 4.00-5.00 Yuan (\$0.50-\$0.60) in early 2006 whilst the same disc in the north was priced at around 7.00 Yuan (\$0.85). Meanwhile, a counterfeit DVD9 disc was available to consumers in the south for around 8.00 Yuan (\$1) and in the north for between 10-12 Yuan (\$1.25-\$1.50).

Warner reduced the price of its legitimate VCD and DVD discs in China in February 2005 in an attempt to compete with the country’s rampant video piracy activity. Over 125 movies were released at discount prices in accordance with its two-tier product distribution and pricing strategy. DVDs were distributed as either ‘silver’ or ‘gold’ releases with only the later containing enhanced extras such as additional language selections and director’s commentary. Silver releases were made available shortly after the film’s US theatrical release, whilst gold releases followed close to the film’s US DVD release date. Silver and gold releases were sold to consumers for 22 Yuan (\$2.65) and 28 Yuan

Chinese vs. western films (%)



Chinese vs. western films

Q: "In general do you usually prefer to see..."

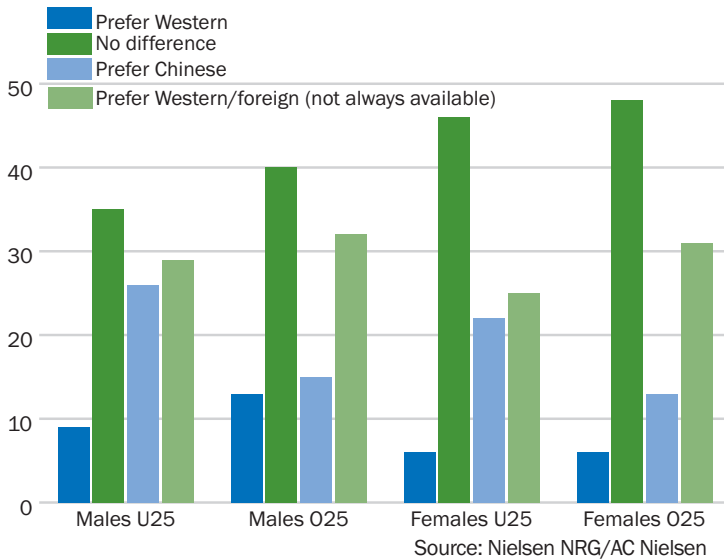
Preferences show significant variation across age groups with 16 to 20 year olds significantly more likely to prefer Chinese to Western films (42% as opposed to 17%). Furthermore, relative preferences differ between, for instance, males under the age 25 (26% of whom prefer Chinese movies) and males over 25 (only 15% of whom prefer Chinese films. This pattern is reflected in similar levels for Western films which are 'not always available' amongst older males.

Chinese vs. western films

Q: "In general do you prefer to see..."

The most commonly cited reasons for preferring Western films are that they have better production values, better special effects and are more creative. Just under half of those who prefer Western films also agree that Western films are more entertaining, have better stories and better casts. In particular it should be noted that Chinese women in this group are more likely to believe that Western movies have better stories (53% of women agree as opposed to 41% of men) and this sentiment, along with the belief that Western movies are more creative and entertaining is particularly strong amongst women under the age of 25.

Chinese vs. western films (%)

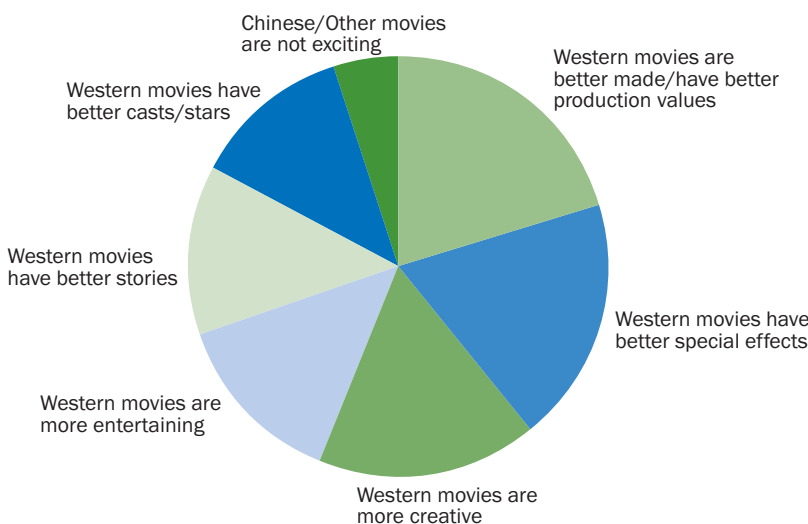


Reasons for Preferring Western Movies

Q: "Why do you say you typically prefer Western movies?"

Amongst those who prefer Chinese movies, the primary reason is that they feel they can better relate to these films (62% agreement), followed by the belief that Chinese films have better plots/ stories (48%) – a particularly strong factor amongst younger men in this group – and the belief that Chinese films are funnier (43%).

Reasons for preferring western movies (%)



Reasons for Preferring non-Western Movies

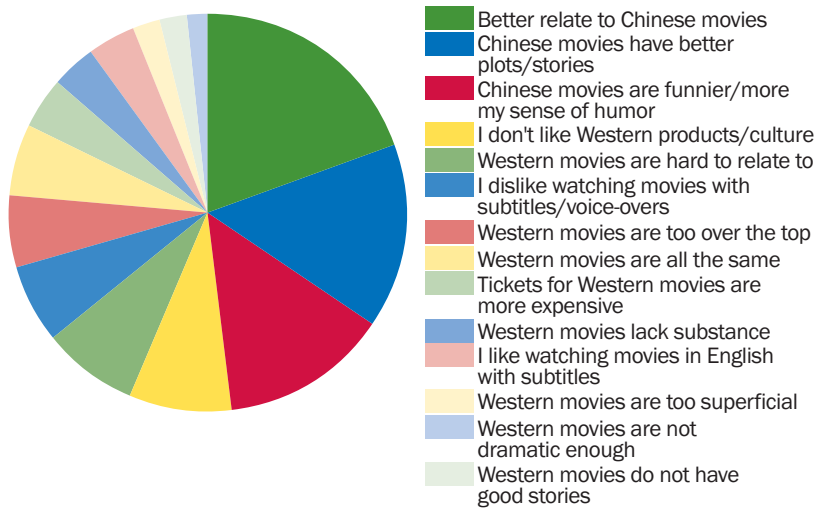
Q: "Why do you say you typically prefer non-Western Movies?"

Reasons for preferring non-western movies (%)

	Total	Male U25	Male O25	Female U25	Female O25
Can better relate to Chinese movies	62	57	62	63	68
Chinese movies have better plots/stories	48	61	33	49	56
Chinese movies are funnier	43	45	39	51	39
Don't like Western products in general	26	27	18	44	20
Western movies are hard to relate to	25	29	16	32	24
Dislike watching with subtitles/VO	20	25	16	15	24
Western movies are too over the top	19	18	11	27	22
Western movies are all the same	18	18	13	24	20
Tickets for Western movies too expensive	13	14	8	7	27

Source: Nielsen NRG/AC Nielsen

Reasons for preferring non-western movies (%)



Source: Nielsen NRG/AC Nielsen